

# Inductive sensor

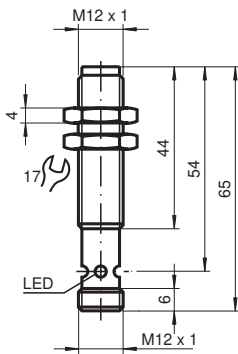
## NMB5-12GM65-E3-V1



- 5 mm flush
- Stainless steel sensing face
- Increased operating distance



### Dimensions



### Technical Data

#### General specifications

Switching function		Normally closed (NC)
Output type		PNP
Rated operating distance	$s_n$	5 mm
Installation		flush (Requirements: see drawing below)
Output polarity		DC
Assured operating distance	$s_a$	0 ... 4.05 mm
Actuating element		Ferrous and nonferrous targets
Reduction factor $r_{Al}$		0.3
Reduction factor $r_{Cu}$		0.2
Reduction factor $r_{304}$		0.85
Reduction factor $r_{St37}$		1
Output type		3-wire

#### Nominal ratings

Release date: 2022-06-22 Date of issue: 2022-06-22 Filename: 9111284\_eng.pdf

Refer to "General Notes Relating to Pepperl+Fuchs Product Information".

Pepperl+Fuchs Group  
www.pepperl-fuchs.com

USA: +1 330 486 0001  
fa-info@us.pepperl-fuchs.com

Germany: +49 621 776 1111  
fa-info@de.pepperl-fuchs.com

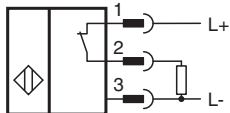
Singapore: +65 6779 9091  
fa-info@sg.pepperl-fuchs.com

**PF** PEPPERL+FUCHS

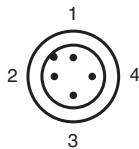
## Technical Data

Operating voltage	$U_B$	10 ... 30 V DC
Switching frequency	f	0 ... 360 Hz
Hysteresis	H	3 ... 15 typ. 5 %
Reverse polarity protection		reverse polarity protected
Short-circuit protection		pulsing
Voltage drop	$U_d$	$\leq 2$ V DC
Operating current	$I_L$	$\leq 200$ mA
Off-state current	$I_r$	$\leq 10$ $\mu$ A
No-load supply current	$I_0$	$\leq 15$ mA
Operating voltage indicator		LED, green
Switching state indicator		LED, yellow
<b>Compliance with standards and directives</b>		
Standard conformity		
Standards		EN 60947-5-2:2007 IEC 60947-5-2:2007
<b>Approvals and certificates</b>		
UL approval		cULus Listed, General Purpose
CSA approval		cCSAus Listed, General Purpose
CCC approval		CCC approval / marking not required for products rated $\leq 36$ V
<b>Ambient conditions</b>		
Ambient temperature		-25 ... 70 °C (-13 ... 158 °F)
<b>Mechanical specifications</b>		
Connection type		Connector plug M12 x 1 , 4-pin
Housing material		Stainless steel 1.4305 / AISI 303
Sensing face		Stainless steel 1.4305 / AISI 303
Degree of protection		IP67 / IP68 / IP69K - cordset dependent according to cable specification

## Connection



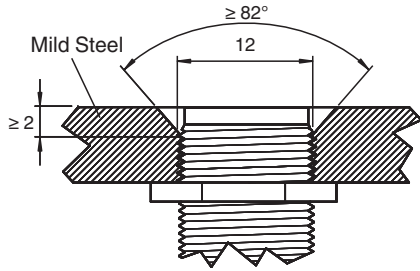
## Connection Assignment



Wire colors in accordance with EN 60947-5-2

1	BN	(brown)
2	WH	(white)
3	BU	(blue)
4	BK	(black)

**Mounting**



Sensor face is flush with mounting surface.

**Accessories**

	<b>V1-G-2M-PUR</b>	Female cordset single-ended M12 straight A-coded, 4-pin, PUR cable grey
	<b>V1-W-2M-PUR</b>	Female cordset single-ended M12 angled A-coded, 4-pin, PUR cable grey
	<b>AB-12</b>	Mounting aid

Release date: 2022-06-22 Date of issue: 2022-06-22 Filename: 911284\_eng.pdf